

## DREMEL® 4250 Series (4250-3/45)

Multi-Tool Corded  
+3 Attachments, +45 Accessories  
Part Number : F0134250JF  
EAN Code : 8710364082605

Specification	Dremel 4250
Voltage	220-240 V
No load speed	5,000-35,000 RPM
Rated power input	175 W
Collet	3.2 mm
Weight	0.60 kg



### Included

Carving / Engraving / Routing 191	Grinding / Sharpening 85602 952	Cleaning / Polishing 403 414(2) 429(2) 421
Cutting 561(2) 540(5) SC456(5)	Sanding 413(4) 438(3) 431(2) 430 432(3) 408(2) 407 411(4)	
Collets / Mandrels / Miscellaneous SC402 401 402 150	Attachments 225 678 550	

## DREMEL® 4250 Series (4250-6/128)

Multi-Tool Corded  
+6 Attachments, +128 Accessories  
Part Number : F0134250JK  
EAN Code : 8710364082650

Specification	Dremel 4250
Voltage	220-240 V
No load speed	5,000-35,000 RPM
Rated power input	175 W
Collet	3.2 mm
Weight	0.60 kg



### Included

Carving / Engraving / Routing 191	Grinding / Sharpening 932 997 541(5) 85602 84922	Cleaning / Polishing 404 414(8) 429(4) 421
Cutting SC456(3) SC476(2) 420(20) 562 561	Sanding 413(16) 438(10) 431(9) 430 432(10) 408(9) 407 411(16)	
Collets / Mandrels / Miscellaneous SC402 401 402 150 Collet	Attachments 225 575 678 565 577 576	

## DREMEL® 4250 Series (4250-35)

Multi-Tool Corded  
+35 Accessories  
Part Number : F0134250JA  
EAN Code : 8710364082575

Specification	Dremel 4250
Voltage	220-240 V
No load speed	5,000-35,000 RPM
Rated power input	175 W
Collet	3.2 mm
Weight	0.60 kg



### Included

Carving / Engraving / Routing 191	Grinding / Sharpening 932 83322 541(2)	Cleaning / Polishing 404 414(2) 429(2) 421
Cutting 540(3) SC456(2)	Sanding 407 432(3) 408(2) 411(5) 413(5)	Collets / Mandrels / Miscellaneous SC402 401 402

## DREMEL® 3000 Series (3000-N/15)

Multi-Tool Corded  
+15 Accessories  
Part Number : F0133000JA  
EAN Code : 8710364060856

Specification	Dremel 3000
Voltage	220-240 V
No load speed	10,000-33,000 RPM
Rated power input	130 W
Collet	3.2 mm
Weight	0.55 kg



### Included

Grinding / Sharpening 932	Cleaning / Polishing 414(2) 403	
Cutting 540(4)	Sanding 407 408 432(2)	Collets / Mandrels / Miscellaneous 401 402 150

## DREMEL® 8240 Series (8240-3/45)

Multi-Tool Cordless  
+3 Attachments, +45 Accessories  
Part Number : F0138240JF  
EAN Code : 8710364082865

Specification	Dremel 4250
Battery voltage	12 V
No load speed	5,000-35,000 RPM
Charging time	1.05 h
Collet	3.2 mm
Weight	0.660 kg



### Included

Carving / Engraving / Routing 191	Grinding / Sharpening 85602 952	Cleaning / Polishing 403 414(2) 429(2) 421
Cutting 561(2) 540(5) SC456(5)	Sanding 413(4) 438(3) 431(2) 430 432(3) 408(2) 407 411(4)	
Miscellaneous SC402 401 402 150	Attachments 577 576 550	

## DREMEL® 3000 Series (3000-1/25)

Multi-Tool Corded  
+1 Attachment, +25 Accessories  
Part Number : F0133000JP  
EAN Code : 8710364074686

Specification	Dremel 3000
Voltage	220-240 V
No load speed	10,000-33,000 RPM
Rated power input	130 W
Collet	3.2 mm
Weight	0.55 kg



### Included

Carving / Engraving / Routing 191	Grinding / Sharpening 952 85602	Cleaning / Polishing 421 414(2) 429(2)
Cutting SC456(2) 540(5)	Sanding 407 408(2) 432(3)	
Collets / Mandrels / Miscellaneous SC402 401 402 150	Attachment 225	

## DREMEL® 8240 Series (8240-5)

Multi-Tool Cordless  
+5 Accessories  
Part Number : F0138240JA  
EAN Code : 8710364082834

Specification	Dremel 4250
Battery voltage	12 V
No load speed	5,000-35,000 RPM
Charging time	1.05 h
Collet	3.2 mm
Weight	0.660 kg



### Included

Cutting 426	Sanding 432 408 407	Miscellaneous 402
----------------	------------------------	----------------------

## DREMEL® Lite (7760-15)

Multi-Tool Cordless  
+15 Accessories  
Part Number : F0137760JA  
EAN Code : 8710364081394

Specification	Dremel 7760
Battery voltage	3.6 V
No load speed	8,000-25,000 RPM
Charging time	2.75 h
Collet	3.2 mm
Weight	0.270 kg



### Included

Carving / Engraving / Routing 194 7103	Grinding / Sharpening 932 85422	
Cleaning / Polishing 414(3) 428 421 404	Sanding 407 408(2) 432	Collets / Mandrels / Miscellaneous 401

## DREMEL<sup>®</sup> STYLO+ (2050)

Multi-Tool Corded +15 Accessories  
Part Number : F0132050JA  
EAN Code : 8710364080182



Specification	Dremel 2050
No load speed	5,000-22,000 RPM
Weight	0.11 kg

### Included

Carving / Engraving / Routing	105 191 7103 125	Sanding	430 438 431	Cleaning / Polishing	414(3) 421 429(2) 428	Collets / Mandrels / Miscellaneous	401
-------------------------------	------------------	---------	-------------	----------------------	-----------------------	------------------------------------	-----

## DREMEL<sup>®</sup> VERSATIP<sup>™</sup>

### DREMEL<sup>®</sup> Versatip (2000-7)

Compact Tool  
Part Number : F0132000JD  
EAN Code : 4053423300543

Specification	Dremel Versatip
Tank capacity	17ml / 9g
Burn time	90 min
Weight	0.135 kg
Temperature	1200C (open air) 680C (hot air) 550C (tips)

### DREMEL<sup>®</sup> Versatip<sup>™</sup> Kit Contents



Accessories Versatip  
Part Number : 26150204JA  
EAN Code : 8710364057603

Set 204

## DREMEL<sup>®</sup> ENGRAVER

### Dremel Engraver 290

Compact Tool  
+Carbide Engraving Tips 9924 (1)  
Part Number : F0130290JM  
EAN Code : 8710364046850



Specification	Dremel 290
Voltage	220-240 V
Strokes per minute	6,000
Rated power input	35 W
Weight	0.31 kg

9924 Carbide Engraving Tip Part Number : 2615924JA EAN Code : 8710364039692	9929 Diamond Engraving Point Part Number : 2615929JA EAN Code : 8710364042906
--	--

## DREMEL<sup>®</sup> VERSAFLAME<sup>™</sup>

### DREMEL<sup>®</sup> VersaFlame (2200-5)

Compact Tool  
Part Number : F0132200JD  
EAN Code : 4053423300611

Specification	Dremel Versaflame
Tank capacity	42ml / 22g
Burn time	75 min
Weight	0.227 kg
Temperature	1200C (open air) 680 - 1000C (hot air) 550C (tips)



### DREMEL<sup>®</sup> Versaflame<sup>™</sup> Kit Contents



## DREMEL<sup>®</sup> Moto-Saw (MS20-1/5)



+5 Accessories  
MS51(x2), MS52(x2), MS53(x1)

Benchtop Tool  
+1 Attachment, +5 Accessories  
Part Number : F013MS20JA  
EAN Code : 8710364062775

Specification	Dremel Moto-Saw
Voltage	220-240 V
No load speed	1,500-2,250 RPM
Rated power input	70 W
Cutting depth	18 mm
Weight	1.1 kg

### Accessories Moto-Saw

MS50: Side Cutting Blade Part Number : 2615MS50JA EAN Code : 8710364062812	MS51-01: Wood/Plastic Blade Part Number : 2615MS51JA EAN Code : 8710364062823	MS52-01: Fine Wood Blade Part Number : 2615MS52JA EAN Code : 8710364062836	MS53-01: Metal Blade Part Number : 2615MS53JA EAN Code : 8710364062843
--	---	--	--

## DREMEL<sup>®</sup> GLUE GUN 940/930

Compact Tool (Glue Gun 940)  
Part Number : F0130940JA  
EAN Code : 8710364052400

Compact Tool (Glue Gun 930)  
Part Number : F0130930JA  
EAN Code : 8710364052387



Specification	Dremel 940
Weight	0.30 kg
High temperature	195 °C
Voltage	100 - 240 V
Glue stick diameter	11 mm

High temperature glue gun  
For all indoor and outdoor DIY applications

Specification	Dremel 930
Weight	0.20 kg
Dual temperature	105 / 165 °C
Voltage	100 - 240 V
Glue stick diameter	7 mm

Dual temperature glue gun  
Bring your creativity to the next level with colourful and precise gluing

## GLUEGUN ACCESSORIES 7mm & 11mm Glue Sticks



GG01 - 7mm Multipurpose High Temp Glue Sticks	GG02 - 7mm Multipurpose Low Temp Glue Sticks	GG03 - 7mm Wood Glue Sticks	GG05 - 7mm Colour Sticks	GG11 - 11mm Multipurpose High Temp Glue Sticks	GG13 - 11mm Wood Glue Sticks
---	--	-----------------------------	--------------------------	--	------------------------------



GG40 - Glue Pad  
A flexible heat resistant mat that can be used to catch excessive glue and to create decorative glue design patterns: allow glue to cool and peel it off easily.

Product	Part Number	EAN Code
GG01	2615GG01JA	8710364052424
GG03	2615GG03JA	8710364052448
GG05	2615GG05JA	8710364052462
GG11	2615GG11JA	8710364052479
GG13	2615GG13JA	8710364052486
GG40	2615GG40JA	8710364054220

## DREMEL<sup>®</sup> SAW-MAX<sup>™</sup>

### DREMEL<sup>®</sup> DSM20 Saw-Max

Compact Tool  
3 Attachments, +4 Accessories  
Part Number : F013SM20JA  
EAN Code : 8710364060726

Specification	Dremel DSM20
Voltage	220-240 V
No load speed	17,000 RPM
Rated power input	710 W
Cutting depth	21.5 mm
Weight	1.70 kg

### Included

Cutting	DSM500(1) DSM510(3)	Attachments	261 Cutting Guide Vacuum Cleaner Straight Edge Guide
---------	---------------------	-------------	--

### Accessories DSM20 Saw-Max

Model	Details	Part Number	EAN Code
DSM500	Cutting 3" Multipurpose Carbide Cutting Wheel	2615S500JA	8710364060764
DSM510	Cutting 3" Metal and Plastic Cutting Wheel	2615S510JA	8710364060771
DSM520C-RW	Cutting 3" Masonry Cutting Wheel	2615S520JA	8710364060795
DSM540	Cutting 3" Diamond Tile Cutting Wheel	2615S540JA	8710364060801
DSM600	Cutting 3" Multipurpose Carbide Flush Cutting Wheel	2615S600JA	8710364060818

## Multi-Tool Attachments

### Flexible Shaft (225-01)



### Detailer Grip Kit (577)



### Grout Removal Kit (568)



### Multi Purpose Cutting Guide (565)



### Wall Tile Cutting Kit (566)



### Right Angle (575)



### Sanding / Grinding Guide (576)



### Mini Saw (670)



### Circle Cutter (678)




### Plunge Router (335)



### Vise (2500)



### Workstation (220)




### Flex-Shaft Tool Holder (2222)



## Multi-Tool Accessories

### Engraving Cutters / Diamond Wheel Points



#### Engraving Cutters

Product	Part Number	EAN Code
105	26150105JA	8710364044764
106	26150106JA	8710364044771
107	26150107JA	8710364044788
108	26150108JA	8710364044795
110	26150110JA	8710364044801
111	26150111JA	8710364044818
113	26150113JA	8710364044825

#### Diamond Wheel Points

Product	Part Number	EAN Code
7103	26157103JA	8710364044832
7105	26157105JA	8710364044849
7122	26157122JA	8710364044856
7134	26157134JA	8710364044863
7144	26157144JA	8710364044870

### High Speed Cutters



Product	Part Number	EAN Code
114	26150114JA	8710364044702
115	26150115JA	8710364044641
117	26150117JA	8710364044672
118	26150118JA	8710364044689
125	26150125JA	8710364044696
134	26150134JA	8710364044719

Product	Part Number	EAN Code
144	26150144JA	8710364044726
192	26150192JA	8710364044733
193	26150193JA	8710364044740
194	26150194JA	8710364044658
196	26150196JA	8710364044665
199	26150199JA	8710364044757


### Tungsten Carbide Cutters / Structured Tooth Tungsten Carbide Cutters



#### Tungsten Carbide Carving bit DREMEL® MAX

Product	Part Number	EAN Code
9901DM	26159901DM	8710364082766
9901	2615990132	8710364008605
9903	2615990332	8710364008629
9905	2615990532	8710364008643
9910	2615991032	8710364008674
9911	2615991132	8710364008681
9934	2615993432	8710364008575
9936	2615993632	8710364008599

### Grinding / Sharpening



#### EZ SpeedClic Grinding Wheel

Product	Part Number	EAN Code
SC541	2615S541JA	8710364054879
932	26150932JA	8710364044887
952	26150952JA	8710364044894
953	26150953JA	8710364044900

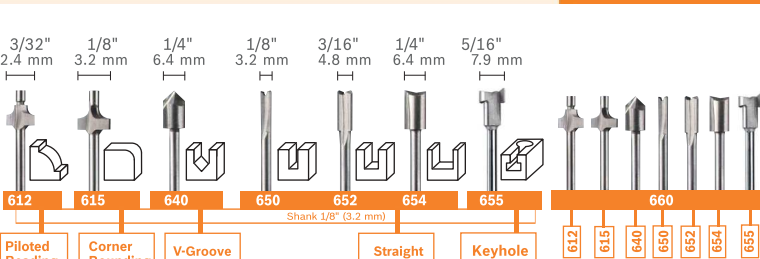
#### Aluminium Oxide Grinding Stones

Product	Part Number	EAN Code
997	26150997JA	8710364044924
8153	26158153JA	8710364044931
8193	26158193JA	8710364044917
8215	2615821532	8710364008148

#### Chainsaw Sharpening Grinding Stones

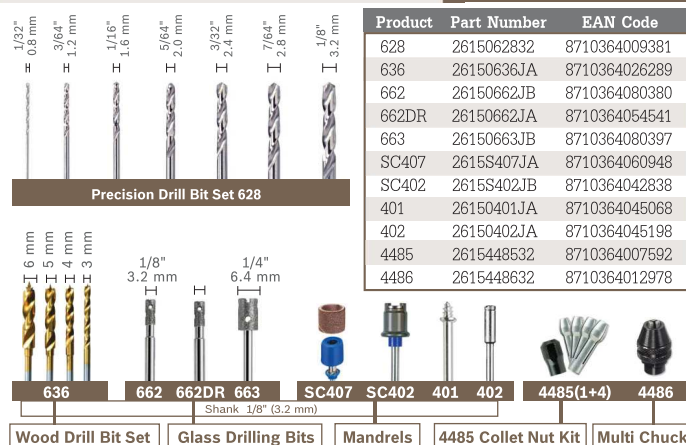
Product	Part Number	EAN Code
453	26150453JA	8710364044986
454	26150454JA	8710364044993
455	26150455JA	8710364045006

### Routers (HSS)



Product	Part Number	EAN Code
612	2615061232	8710364008254
615	2615061532	8710364008285
640	2615064032	8710364008308
650	2615065032	8710364007417
652	2615065232	8710364008315
654	2615065432	8710364008322
655	26150655JA	8710364023042
660	26150660JA	8710364069972


### Collets / Mandrels / Miscellaneous



Product	Part Number	EAN Code
628	2615062832	8710364009381
636	26150636JA	8710364026289
662	26150662JB	8710364080380
662DR	26150662JA	8710364054541
663	26150663JB	8710364080397
SC407	2615S407JA	8710364060948
SC402	2615S402JB	8710364042838
401	26150401JA	8710364045068
402	26150402JA	8710364045198
4485	2615448532	8710364007592
4486	2615448632	8710364012978

# Multi-Tool Accessories

## CUTTING



**Cut-Off Wheels**

**Rib / Cross-Cut Blade**

**Multi-purpose**


**Tile**

**Grout**

561, 562, 569, 570  
Shank 1/8" (3.2 mm)

Product	Part Number	EAN Code
409	2615040932	8710364007424
420	2615042032	8710364007431
426	2615042632	8710364007448
540	2615054032	8710364010516
546	26150546JB	8710364045143
561	26150561JA	8710364045150
562	2615056232	8710364010608
569	2615056932	8710364014125
570	2615057032	8710364016624

## EZ Lock™




Product	Part Number	EAN Code
SC409	2615S409JB	8710364042869
SC456	2615S456JC	8710364042821
SC456DM	2615S456DM	8710364082810
SC476	2615S476JB	8710364042852
SC544	2615S544JB	8710364042876
SC545	2615S545JB	8710364042883

## CLEANING / POLISHING



Product	Part Number	EAN Code
530	26150530JA	8710364070367
531	26150531JA	8710364070374
532	26150532JA	8710364045105
535	26150535JA	8710364070381
536	26150536JA	8710364070398
537	26150537JA	8710364045112
538	26150538JA	8710364023066

## CLEANING / POLISHING




Product	Part Number	EAN Code
403	26150403JA	8710364070329
404	26150404JA	8710364070336
405	26150405JA	8710364045082
428	26150428JA	8710364070343
442	26150442JA	8710364070350
443	26150443JA	8710364045099
462	26150462JA	8710364045020

Product	Part Number	EAN Code
414	2615041432	8710364007141
422	26150422JA	8710364045051
429	26150429JA	8710364045044
423S	2615S423JA	8710364037124
425	26150425JA	8710364045075
520	2615052065	8710364023035
421	2615042132	8710364008452



## SANDING



Product	Part Number	EAN Code
407	2615040732	8710364007226
408	2615040832	8710364007233
432	2615043232	8710364007264
430	26150430JA	8710364045167
431	2615043132	8710364007257
438	2615043832	8710364007271
502	2615050232	8710364015252
504	2615050432	8710364015269
SC411	2615S411JA	8710364060917
SC413	2615S413JA	8710364060931
471S	2615S471JA	8710364050314
472S	2615S472JA	8710364050321
473S	2615S473JA	8710364050338
511S	2615S511JA	8710364037100
512S	2615S512JA	8710364037117



Part Number : 26150687AA  
EAN Code : 080596014261



Part Number : 26150688JA  
EAN Code : 8710364029112



Part Number : 26150689JA  
EAN Code : 8710364029099



Part Number : 2615S690JA  
EAN Code : 8710364045839



Part Number : 2615S723JA  
EAN Code : 8710364072828

**Importer: Mitrapai co.,Ltd**  
1001 Lat Phrao Rd.  
Chankasem, Chatuchak  
Bangkok 10900 Thailand  
Call +66 2 938 1786-90  
Fax +66 2 938 3134 - 35  
Email: mitrapaihomemart@gmail.com  
Website: www.mitrapai.com

**Service Center**  
557 Liab Khlong Song Rd.  
Bang Chan, Khlong Sam Wa  
Bangkok 10510 Thailand  
Call +66 2 057 1001  
Phone +669 6786 3957  
Fax +66 2 938 3134 - 35  
Email: mitrapails@gmail.com



www.dremelthailand.com